



Missouri Registered Child Care Monitoring Unit License-Exempt Checklist Report

No.: 00233

Health and Safety Checklist for LEX Child Care Providers (Build 29)

Date: 02/01/2022

GENERAL INFORMATION

Region	5
CCPRU Assigned to Provider	FRANCES
Date of Referral from CCPRU	1/12/2022
Child Care Facility Name	All Gods Children Day Care
Missouri DVN	001101220
County	PHELPS
Child Care Facility Physical Address	400 N Olive St
City	Rolla
State	MO
Zip Code	65401
Mailing Address Different from Physical address	NO
Child Care Facility Type	RIC
DHSS Exemption Verified	7/15/2008
Religious in Compliance Fire Safety and Health	Sanitation: 8/3/21 Fire: 6/15/21
Sanitation Inspection Verified	
Child Care Facility Phone Number	573-368-3158
Child Care Facility Email	AGCKIDS98@GMAIL.COM
Child Care Facility Director	Erica Address
Child Care Facility Director Email	AGCKIDS98@GMAIL.COM
Type of Monitoring	RENEW
Names of Staff (Other than Provider)	
Y	

ADDITIONAL INFORMATION

Hours of Operation	Mon-Fri 6:30a-5:30p
Number of Children Enrolled	68
Age Range of Children in Care	6 weeks-11 years
Monitoring Completed By	Specialist # 20
Verification of Address	





Missouri Registered Child Care Monitoring Unit License-Exempt Checklist Report

No.: 00233

Date: 02/01/2022

Health and Safety Checklist for LEX Child Care Providers (Build 29)

Date of On-Site Monitoring 01/25/2022
Follow-Up Visit Required? Yes
Follow-Up Visit Completed? Yes
Date of Follow-Up to Initial or Annual Monitoring 01/31/2022
Upload Provider Staff Listing File
1 photo
Photo 1

RECEIVED
By Received at 1:28 pm, Sep 02, 2021

MISSOURI DEPARTMENT OF SOCIAL SERVICES
CHILDREN'S DIVISION - EARLY CHILDHOOD SECTION
CHILD CARE PROVIDER RELATIONS UNIT

CHILD CARE PROVIDER STAFF LISTING

All staff/volunteers must have on file a Tuberculosis (TB) Risk Assessment form completed, signed and dated by a medical professional no more than twelve (12) months prior to hire.

All staff/volunteers responsible for the direct supervision of children must complete any training on specific Health and Safety topics and any training required by the Division.

INSTRUCTIONS: Print the name of the child care provider/facility, DVN, and list the full name for all staff/volunteers as well as their MOPD ID. For each staff/volunteer listed indicate (1) if they have a Tuberculosis Risk Assessment on file by circling YES or NO, and (2) if they have completed required training by circling YES, NO, or N/A for "Not Applicable." If the staff member/volunteer is not required to complete training because they are not responsible for direct supervision of children. Make copies and attach additional sheets if necessary.

CHILD CARE PROVIDER/FACILITY NAME: All City's Children
DEPARTMENTAL VENDOR NUMBER (DVN): 00101230

FULL NAME OF ALL STAFF/ VOLUNTEERS (Print)	MOPD ID	TB Risk Assessment on File		Required Training Completed		Eligibility Letters
		(Check YES or NO)	(Check YES or NO)	(Check YES or NO)	(Check YES or NO)	
Jessica Metzen	107375	YES	NO	YES	NO	x
Quanta Cato	553326	YES	NO	YES	NO	x
Bethany White	144766	YES	NO	YES	NO	x
Summe Caldwell	152592	YES	NO	YES	NO	x
Cora Deyan	111666	YES	NO	YES	NO	x
Kathryn Spurgin	765032	YES	NO	YES	NO	x
Kathy Siehr	100048	YES	NO	YES	NO	x
Jason White	153162	YES	NO	YES	NO	x
Lea Andros	312634	YES	NO	YES	NO	x
Aquila Heath	824882	YES	NO	YES	NO	x
Grace White	150307	YES	NO	YES	NO	x
Amy Knight	158199	YES	NO	YES	NO	x
		YES	NO	YES	NO	
		YES	NO	YES	NO	
		YES	NO	YES	NO	
		YES	NO	YES	NO	
		YES	NO	YES	NO	
		YES	NO	YES	NO	

Mail, fax, or email the completed form to:
Children's Division - Child Care Provider Relations Unit
P.O. Box 88
Jefferson City, MO 65103-0088
Fax: (573) 222-9586
CD.AskCPR@dnr.mo.gov

CD-258 (REV 9/20)

1 of 1

Local Ordinance Municipality

Rolla

RATIOS - BIRTH THROUGH TWO YEARS

Groups composed of mixed ages through two (2) years-old shall have no less than one (1) adult to four (4) children, with no more than eight (8) children in a group.

Number of Classrooms 2
Notes (If Any)

Classroom 1

Number of Children 6
Number of Staff 2
Compliance - Classroom 1 In Compliance - Verified During Visit
Technical Assistance Provided (If Any)



Missouri Registered Child Care Monitoring Unit License-Exempt Checklist Report

No.: 00233

Date: 02/01/2022

Health and Safety Checklist for LEX Child Care Providers (Build 29)

Classroom 2	
Number of Children	4
Number of Staff	1
Compliance - Classroom 2	In Compliance - Verified During Visit
Technical Assistance Provided (If Any)	

RATIOS - AGE TWO YEARS

Groups composed solely of two (2) year-olds shall have no less than one (1) adult to eight (8) children, with no more than sixteen (16) children in a group.

Number of Classrooms	2
Notes (If Any)	

Classroom 1	
Number of Children	8
Number of Staff	1
Compliance - Classroom 1	In Compliance - Verified During Visit
Technical Assistance Provided (If Any)	

Classroom 2	
Number of Children	8
Number of Staff	1
Compliance - Classroom 2	In Compliance - Verified During Visit
Technical Assistance Provided (If Any)	

RATIOS - AGES THREE THROUGH FOUR YEARS

Groups composed solely of three (3) and four (4) year-olds shall have no less than one (1) adult to ten (10) children with no more than twenty (20) children in a group.

Number of Classrooms	2
Notes (If Any)	

Classroom 1	
Number of Children	10
Number of Staff	1
Compliance - Classroom 1	In Compliance - Verified During Visit
Technical Assistance Provided (If Any)	



Missouri Registered Child Care Monitoring Unit License-Exempt Checklist Report

No.: 00233

Date: 02/01/2022

Health and Safety Checklist for LEX Child Care Providers (Build 29)

Classroom 2	
Number of Children	10
Number of Staff	1
Compliance - Classroom 2	In Compliance - Verified During Visit
Technical Assistance Provided (If Any)	

RATIOS - AGES FIVE AND UP

Groups composed solely of children five (5) years old or older shall have no less than one (1) adult to every sixteen (16) children with no more than forty-eight (48) children in a group.

Number of Classrooms 1

Notes (If Any)

There is one group of school age children aged 5 and up, however none were present during this visit as it was during school hours.

Classroom 1	
Number of Children	0
Number of Staff	0
Compliance - Classroom 1	In Compliance - Verified During Visit
Technical Assistance Provided (If Any)	

LOCAL ORDINANCES, CODES, AND REGULATIONS

The child care facility applicant or registered child care facility must cooperate and allow for an unannounced on-site inspection by the division or designee at initial application and annually thereafter. The on-site inspections shall ensure that the child care applicant's and registered child care provider's facility is in compliance with the following health, safety, fire, and other requirements:

The child care facility shall meet local ordinances, codes, and regulations, particularly with regard to fire safety and smoke or carbon monoxide detectors.

Compliance	In Compliance - Verified During Visit
Upload verification of Fire Inspection? (exclude RIC providers and other LEX providers without local fire ordinance requirements)	YES



Missouri Registered Child Care Monitoring Unit License-Exempt Checklist Report

No.: 00233

Date: 02/01/2022

Health and Safety Checklist for LEX Child Care Providers (Build 29)

Photo Verification

4 photos

Photo 1

CENTRAL SECURITY ALARMS, LLC
1301A Hwy 72 E, Rolla, MO 65401 Phone: 573-341-2552 FAX: 573-341-3983 csa@centralsecurityalarms.com

FIRE ALARM INSPECTION REPORT

NAME All God's Children	DATE January 4, 2022
ADDRESS 400 Olive Street	TYPE OF FACILITY Pre School
CITY, STATE, ZIP Rolla, MO 65401	SYSTEM MANUFACTURER Firelite ES-50X

	YES	NO	N/A	COMMENTS
System visually appears to work normal	X			
All panel lamps work on lamp test	X			
Trouble buzzer sounds and will silence	X			
Panel shows trouble with loss of AC	X			
System will alarm adequately on battery	X			
Battery voltage checks normal (13.2 volt ea.)				City 2-12 volt 8 ah batteries
Panel restores when power restores	X			
Central station receives trouble signal			X	Not monitored
Central station receives alarm signal			X	
Audible devices sound properly	X			
Visual devices flash properly	X			
Smoke detectors tested # (17 in system)	X			
Pull stations tested # (7 in system)	X			
Heat detectors tested # (2 in system)	X			
Wire supervision zone # (SLC Addressable)	X			
Duct detectors # (2 in system)				Panel automatic

Inspection was performed as part of the replacement of the control panel

INSPECTOR Dane W Crutcher DATE January 4, 2022

Photo 2

License Exempt Facility - Annual Inspection

MISSOURI DEPARTMENT OF PUBLIC SAFETY
DIVISION OF FIRE SAFETY
FIRE SAFETY INSPECTION

FACILITY ALL GODS CHILDREN DAY	DVN 001101220
ADDRESS 400 OLIVE ST ROLLA, MO 65401	COUNTY Phelps
EMAIL agckids98@gmail.com	PHONE 573 368 3158
FACILITY LICENSED CAPACITY 90	FACILITY CENSUS 51

Picture A:

Picture B:

Picture C:



Missouri Registered Child Care Monitoring Unit License-Exempt Checklist Report

No.: 00233

Date: 02/01/2022

Health and Safety Checklist for LEX Child Care Providers (Build 29)

Photo 3

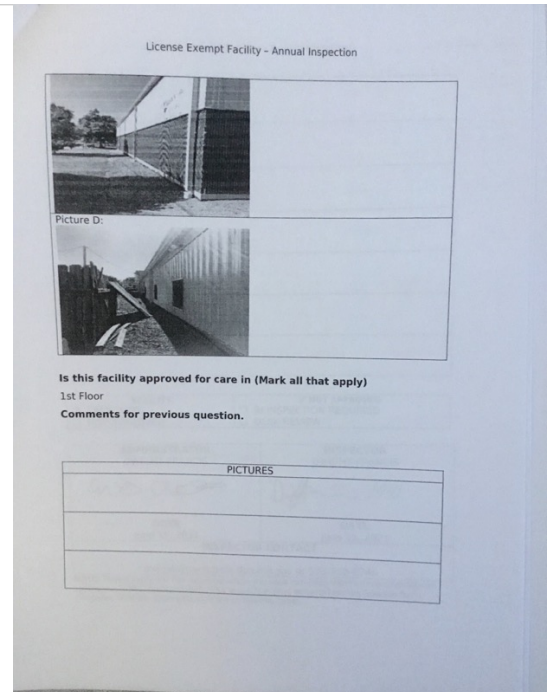



Photo 4



Technical Assistance Provided (If Any)



Missouri Registered Child Care Monitoring Unit License-Exempt Checklist Report

No.: 00233

Date: 02/01/2022

Health and Safety Checklist for LEX Child Care Providers (Build 29)

The child care facility shall install and maintain operable smoke and carbon monoxide detectors in accordance with the manufacturer's instructions on the ceiling or wall at a point centrally located in a corridor or other area giving access to rooms used for providing child care services and ensure that when activated the smoke and carbon monoxide detector(s) shall provide an alarm.

Compliance _____ Not Applicable

Reason Item Not Applicable _____

Verified by fire inspection

The child care facility shall be equipped with a working fire extinguisher.

Compliance _____ Not Applicable

Reason Item Not Applicable _____

Verified by fire inspection

PHYSICAL SPACE

The child care facility must have inside space for play and napping.

Compliance _____ In Compliance - Verified During Visit

Technical Assistance Provided (If Any) _____

The child care facility shall be clean and free insects, rodents, and vermin.

Compliance _____ In Compliance - Verified During Visit

Technical Assistance Provided (If Any) _____

The food preparation area is clean and equipped to prepare snacks and meals.

Compliance _____ In Compliance - Verified During Visit

Photo Verification (optional)

3 photos

Photo 1



Health and Safety Checklist for LEX Child Care Providers (Build 29)

No.: 00233
Date: 02/01/2022

Photo 2



Photo 3



Technical Assistance Provided (If Any)

The child care facility shall maintain a routine schedule of cleaning, sanitizing, and disinfecting.

Compliance

In Compliance - Verified During Visit

Upload Photo Verification





Missouri Registered Child Care Monitoring Unit License-Exempt Checklist Report

No.: 00233

Date: 02/01/2022

Health and Safety Checklist for LEX Child Care Providers (Build 29)

Photo Verification

	After Each Use	Daily	Weekly	Monthly	Notes
Changing Tables	✓				
Food prep area & sinks	✓				
Dining table or high chairs	✓				
Cribs, playpens, swings, or other similar furniture			✓		
Dishes & utensils	✓				
Vacuum, sweep, and/or mop floors		✓			
Change garbage cans		✓	✓		
Diaper Pails			✓		
Return all toys to storage bins	✓				
Art supplies used	✓				
Hand towels & bibs	✓				
Bedding			✓		
Doorknobs, light switches, and cabinet handles		✓			
Pretend play items (clothing, etc.)			✓		
Sanitize toys		✓			
Oven, Refrigerator, Microwave, and other kitchen appliances			✓		

Technical Assistance Provided (If Any)

The child care facility shall ensure that all cleaning, sanitizing, and disinfecting products are not used in close proximity to any children and that adequate ventilation should be maintained during use.

*Provider signature captured on Attestation Page

The child care facility shall ensure that all hazardous materials must be inaccessible to children.

Compliance

In Compliance - Verified During Visit

Technical Assistance Provided (If Any)

The child care facility must have a constant temperature not less than sixty-five (65) degrees Fahrenheit and not higher than eighty-five (85) degrees Fahrenheit

Compliance

In Compliance - Verified During Visit

Technical Assistance Provided (If Any)

The child care facility must have potable, running water, at least one (1) flushable toilet and one (1) sink for hand-washing accessible to children.

Compliance

In Compliance - Verified During Visit

Technical Assistance Provided (If Any)



Missouri Registered Child Care Monitoring Unit License-Exempt Checklist Report

No.: 00233

Date: 02/01/2022

Health and Safety Checklist for LEX Child Care Providers (Build 29)

The child care facility must have hygiene items such as toilet paper, soap, hand drying towels (paper or cloth) that are accessible to children.

Compliance ☐ In Compliance - Verified During Visit

Technical Assistance Provided (If Any)

The child care facility shall ensure that any child in care does not have exposure to smoke, alcohol, or illicit drugs.

Compliance ☐ In Compliance - Verified During Visit

Upload Photo Verification of Smoking Supervision Plan ☐

Technical Assistance Provided (If Any)

The child care facility must be free of illegal substances and criminal activities.

Compliance ☐ In Compliance - Verified During Visit

Technical Assistance Provided (If Any)

The child care facility shall ensure weapons and ammunition are stored in locked cabinets and are inaccessible to children.

Compliance ☐ Not Applicable

Reason Item Not Applicable

Provider stated there are no weapons or ammunition on site

The child care provider applicant shall be aware and monitor the child care area:

i. To ensure outlets, appliances, and fixtures should be properly installed, in good working order, and tamper resistant.

ii. To ensure electric devices should not be plugged in near a water source.

iii. To ensure appropriate disposal of bio-contaminants.

iv. Is safe from potential air, soil, and water contamination

v. Is safe from toxic or hazardous building materials

vi. Is safe from potential hazards in the surrounding community such as, but not limited to, pesticides, electrical sub-stations, gas lines, propane tanks, industrial facilities, etc.

vii. Is safe from hazards such as dryers, washing machines, gasoline, propane, fireplaces, portable heaters, etc.

*Provider signature captured on Attestation Page

OUTDOOR PLAY AREA

The outdoor play area should either be continuously fenced to ensure that the children cannot leave and others cannot enter the premises without supervision, or if not continuously fenced, the child care provider applicant shall have a written, division approved, supervision plan that outlines how children are monitored in the outdoor play area.

Compliance ☐ In Compliance - Verified During Visit

Upload Photo Verification of Outdoor Supervision Plan ☐

Technical Assistance Provided (If Any)



Missouri Registered Child Care Monitoring Unit License-Exempt Checklist Report

No.: 00233

Date: 02/01/2022

Health and Safety Checklist for LEX Child Care Providers (Build 29)

All open water and water hazards should be enclosed to prevent access by any child in care or the child care provider applicant shall have a written, division approved, supervision plan that details how the children are monitored to prevent access to any open water area.

Compliance ☐ Not Applicable

Reason Item Not Applicable

No open water or water hazards on site

Outdoor play equipment is well-constructed and free of hazards.

Compliance ☐ In Compliance - Verified During Visit

Upload Photo Verification (optional) ☐

Technical Assistance Provided (If Any)

Play areas are checked regularly for trash, sharp objects, tools, etc. and shall be safe, maintained, and have no hazards.

Compliance ☐ In Compliance - Verified During Visit

Upload Photo Verification (optional) ☐

Technical Assistance Provided (If Any)

ANIMALS

Animals must be non-threatening to children.

Compliance ☐ In Compliance - Verified During Visit

Technical Assistance Provided (If Any)

None of the animals may have a history of attacking or injuring human beings or other animals.

Compliance ☐ In Compliance - Verified During Visit

Technical Assistance Provided (If Any)

The animals must be disease free and have all required vaccinations according to state and local law.

Compliance ☐ Not Applicable

Reason Item Not Applicable

No animals requiring vaccines (hamster and fish)

Indoor and outdoor areas used by children are free of animal excrement.

Compliance ☐ In Compliance - Verified During Visit

Technical Assistance Provided (If Any)

Litter boxes are not located in food preparation or serving area and inaccessible to children.

Compliance ☐ Not Applicable

Reason Item Not Applicable

No litter boxes on site

PREVENTION OF TRAUMA AND CHILD MALTREATMENT



Missouri Registered Child Care Monitoring Unit License-Exempt Checklist Report

No.: 00233

Date: 02/01/2022

Health and Safety Checklist for LEX Child Care Providers (Build 29)

The child care facility with any infant children in care, shall have a crib for each infant in care that does not pose any harm to the child and follow all safe sleep practices as recommended by the American Academy of Pediatrics (AAP).

Compliance _____ In Compliance - Verified During Visit

Technical Assistance Provided (If Any) _____

Specialist discussed with provider that no items should be in cribs with infants. Provider commented they only use wearable sleep sacks.

The child care facility should ensure that all toys and play equipment are in good working order.

*Provider signature captured on Attestation Page

The child care facility and all staff shall be aware and understand how to:

- i. Identify and prevent shaken baby syndrome and abusive head trauma
- ii. Recognize the need to notify emergency medical assistance as a first step
- iii. Show an understanding of the dangers of shaking or hitting a baby's head against something, knowing the risk factors and the triggers for abuse, and finding ways to seek help, support parents, and support other caregivers when their stress level is high.
- iv. Show an understanding of strategies for coping with a crying, fussing, or distraught child.

*Provider signature captured on Attestation Page

The child care provider applicant and each staff member should recognize as a mandated reporter, what and how to report suspected child abuse and neglect, to be aware of common physical and emotional signs and symptoms of child maltreatment and physical indicators or child behavioral indicators of abuse and neglect, as well as the characteristics of the caretaker, parent or guardian.

*Provider signature captured on Attestation Page

EMERGENCY PREPAREDNESS AND RESPONSE PLAN



Missouri Registered Child Care Monitoring Unit License-Exempt Checklist Report

No.: 00233

Date: 02/01/2022

Health and Safety Checklist for LEX Child Care Providers (Build 29)

The child care provider applicant shall have a written emergency preparedness and response plan, which is reviewed and updated regularly, completed to include, at a minimum, steps for evacuation, relocation, shelter-in-place, and lock down, and posted in the child care area and readily accessible to parents or guardians. The plan should outline how families will be contacted during an emergency and how they will be notified at the conclusion of the emergency.

The plan should be developed based on the child care provider applicant's knowledge of each child in care's development and abilities in order to keep them safe; how to observe and anticipate behavior to help each child in care avoid danger; and of accommodations for infant and toddlers, children with disabilities, and children with chronic medical conditions.

The plan should outline procedures and contingency plans for preparing for, responding, to, and recovering from emergencies, and any such as:

- i. Lost or missing child
- ii. Injuries or illness requiring medical or dental care
- iii. Mental health emergencies
- iv. Health and safety emergencies involving parents or guardians and visitors to the program
- v. Death of a child or staff member
- vi. The presence of a threatening individual who attempts or success in gaining entrance to the child care area
- vii. Tornado, earthquake, or other natural disaster
- viii. Man-made disasters, including a fire at the child care area
- ix. Emergencies that are unique to the location of the program, such as train derailment, industrial accident, etc.

Compliance Not In Compliance

Non-Compliance Description

Emergency preparedness plan did not have information about when and how parents would be notified in the event of evacuation, how infants/toddlers would be evacuated, and had not been updated to reflect that there are no longer any children with special needs enrolled.

Correction Required

Provider needed to update plan to include information about when and how parents would be notified in the event of evacuation, how infants/toddlers would be evacuated, and to state that there are no longer any children with special needs enrolled.

Technical Assistance Provided (If Any)

Specialist assisted provider with adding this info to the plan

Follow Up Compliance In Compliance

Corrective Action Completed

Provider added all required info to plan

Corrected At Time Of Visit ✓

The child care facility shall practice escape plans included within the emergency preparedness and response plan.

*Provider signature captured on Attestation Page

The child care facility shall ensure that a list of emergency telephone numbers is readily available and posted in the child care area.



Missouri Registered Child Care Monitoring Unit License-Exempt Checklist Report

No.: 00233

Date: 02/01/2022

Health and Safety Checklist for LEX Child Care Providers (Build 29)

Compliance	Not In Compliance
Non-Compliance Description	
Child Abuse and Neglect Hotline not listed on emergency numbers	
Correction Required	
Provider needed to add hotline number	
Technical Assistance Provided (If Any)	
Assisted with adding hotline number to list	
Follow Up Compliance	In Compliance
Corrective Action Completed	
Hotline number added	
Corrected At Time Of Visit	<input checked="" type="checkbox"/>

TRANSPORTATION

The child care facility which, at any time, may transport any child in care, must follow transportation requirements based on federal, state, or local laws and regulations that is known and understood by each staff member. The facility should prepare each staff to understand:

- The safe care of children around vehicles, such as during drop-off and pick-up times.
- A procedure to handle emergencies.
- Parental notification of unscheduled outings at the time of enrollment.
- Children should be seated in a permanent seat in the vehicle and properly restrained by seat belts or child restraint devices in accordance with state and federal laws and regulations.
- How devices are installed and used in accordance with manufacturer's instruction
- How identification information, including the name and address of the provider, names of each child, names, addresses, and telephone numbers for each child's parent(s), will be carried in the vehicle and be accessible.
- Children remain seated while the vehicle is in motion and that all doors shall be locked while the vehicle is moving.
- How children will be assisted when entering or leaving a vehicle, including that all loading and unloading should occur from the curbside unless the vehicle is in a protected area or driveway.
- How the child care provider applicant will ensure that children are not left unattended in a vehicle at any time.
- The child care provider applicant's plan for making face-to-name counts before leaving the facility, during field trips, and when returning to the facility and how the vehicle will be inspected to ensure no children are left on or under the seats.
- How staff/child ratios are maintained at any time the provider is transporting children.

*Provider signature captured on Attestation Page

The child care provider applicant shall ensure parents are informed when field trips are planned and maintain records of written parental consent for field trips and transportation. Parental notification is not necessary for short, unscheduled walks.

*Provider signature captured on Attestation Page

RISK ASSESSMENT FOR TUBERCULOSIS (TB)



Missouri Registered Child Care Monitoring Unit License-Exempt Checklist Report

No.: 00233

Date: 02/01/2022

Health and Safety Checklist for LEX Child Care Providers (Build 29)

The child care provider applicant and all staff members shall submit a "Risk Assessment for Tuberculosis" form, to be completed, signed, and dated by a medical professional no more than twelve (12) months prior to date of hire.

Compliance Not In Compliance

Non-Compliance Description

Some staff members had no TB risk assessment on file. Some had TB risk assessments but were signed by an LPN or medical assistant

Correction Required

Provider will submit verification of TB risk assessments for those without and required signatures on those that needed different signatures

Technical Assistance Provided (If Any)

Specialist discussed with provider what signatures are accepted by the state and later provided her with the specific regulation, as provider stated she was previously unaware of the signature requirement

Follow Up Compliance In Compliance

Corrective Action Completed

Provider submitted TB with required signatures for all staff who didn't have them

Corrected At Time Of Visit ☐

Compliance Date 01/31/2022

If a child care provider applicant or staff has active, contagious tuberculosis the child care provider applicant or staff must have on file documentation showing that a medical professional has certified that the child care provider applicant or staff is non-infectious before the child care provider may become registered.

Compliance Not In Compliance

Non-Compliance Description

Some staff members had no TB risk assessment on file. Some had TB risk assessments but were signed by an LPN or medical assistant

Correction Required

Provider will submit verification of TB risk assessments for those without and required signatures on those that needed different signatures

Technical Assistance Provided (If Any)

Follow Up Compliance In Compliance

Corrective Action Completed

Provider submitted TB with required signatures for all staff who didn't have them

Corrected At Time Of Visit ☐

Compliance Date 01/31/2022

PREVENTION AND CONTROL OF INFECTIOUS DISEASES



Missouri Registered Child Care Monitoring Unit License-Exempt Checklist Report

No.: 00233

Date: 02/01/2022

Health and Safety Checklist for LEX Child Care Providers (Build 29)

The child care provider applicant shall ensure each staff member is aware of proper handwashing techniques and appropriate prevention of the transmission of illness that includes, at a minimum:

- i. The child care provider applicant and each staff member shall wash his or her hands with soap and running water after toileting or assisting a child with toileting, prior to food preparation or serving of food, after handling of pets or animals, after diapering a child, and when hands are soiled.
- ii. The child care provider applicant and each staff member shall teach and observe children wash their hands with soap and running water before eating, after toileting, after handling of pets or animals, and when hands are soiled.
- iii. The child care provider applicant nor any staff member shall not work when ill and likely to transmit an illness that might endanger the health or well-being of children.
- iv. The child care provider applicant and each staff member shall ensure that each child in care shall be observed for contagious diseases or other signs of illness on arrival and throughout each day.
- v. The child care provider applicant, or any staff member as appropriate, shall contact a parent or guardian when signs of illness are observed in any child in care. The child care provider applicant shall follow guidelines which outline symptoms that require parental contact and sending a child home as required in 19 CSR 30-60.060 (5-8) (RSMo)

*Provider signature captured on Attestation Page

The child care provider applicant shall ensure each staff member is aware and understands the use of Standard Precautions developed by the U.S. Centers for Disease Control (CDC) to handle potential exposure to blood and other potentially infectious fluids. At a minimum, this policy should outline appropriate hand washing, use of disposable gloves, respiratory hygiene and cough etiquette, and safe handling of potentially contaminated surfaces.

*Provider signature captured on Attestation Page

ADMINISTRATION OF MEDICATION

The child care facility shall maintain a Medication and Administration Log for each child in care who requires any medication during care hours. The Medication and Administration Log shall be maintained in a confidential location available only to the child care provider applicant and the parent or guardian.

- i. The Medication and Administration Log shall, at a minimum, include the child's name, name of medication, dosage of medication, and frequency of administration signed and dated by the parent or guardian indicating written permission to administer.
- ii. The Medication and Administration Log shall, at minimum, include the date and time of each medication administration, the name of the individual administering the medication, the quantity of the medication give.

Compliance _____ In Compliance - Verified During Visit
Technical Assistance Required _____

The child care facility shall ensure that medication prescribed for one child is never administered to another child.

*Provider signature captured on Attestation Page



Missouri Registered Child Care Monitoring Unit License-Exempt Checklist Report

No.: 00233

Date: 02/01/2022

Health and Safety Checklist for LEX Child Care Providers (Build 29)

The child care facility shall ensure that all medications are in the original containers and labeled with the child's name, instructions for administration, and the physician's name and contact information.

Compliance

In Compliance - Verified During Visit

Technical Assistance Required

The child care facility shall ensure that all medications have child-resistant caps and be stored away from food at the proper temperature and are inaccessible to children.

Compliance

In Compliance - Verified During Visit

Technical Assistance Required

The child care facility should return any unused medication to the parent or guardian, or ensure medication is disposed of immediately after it is no longer needed.

*Provider signature captured on Attestation Page

FOOD ALLERGIES - PREVENTION & EMERGENCY RESPONSE

The child care facility shall maintain, and review with appropriate staff, a written plan for each child with a food allergy that includes, at a minimum:

- i. Instructions, regarding the food(s) to which the child is allergic and steps to take to avoid that food,
- ii. Specific symptoms that indicate a need to administer one or more medications.
- iii. Detailed treatment plan to implement in the event of an allergic reaction, including the names, doses, and methods of prompt administration of any medications.
- iv. The process to notify the parent or guardian immediately of any suspected allergic reactions, as well as, the ingestion of, or contact with, the problem food even if reaction did not occur.
- v. The process to contact the emergency medical services systems immediately whenever epinephrine is administered.
- vi. With parent or guardian permission, the provider shall post each child's food allergies prominently wherever food is prepared or served.

*Provider signature captured on Attestation Page

REQUIRED TRAINING

The child care provider applicant and all staff members shall register with Opportunities in a Professional Education Network (OPEN) and secure a Missouri Professional Development identifier (MOPD ID) to track and successfully complete all required training as approved by the Division.

Compliance

In Compliance - Verified During Visit

Upload Photo Verification (if not listed in OPEN)

☐

Technical Assistance Provided (If Any)

The child care provider applicant and each staff member shall have documentation on file of current certification in pediatric first aid and cardiopulmonary resuscitation (CPR) training. The training shall be certified by a nationally recognized organization approved by the Division and include an in-person skills assessment.

Compliance

Not In Compliance



Missouri Registered Child Care Monitoring Unit License-Exempt Checklist Report

No.: 00233

Date: 02/01/2022

Health and Safety Checklist for LEX Child Care Providers (Build 29)

Non-Compliance Description

5 staff members in need of CPR/First Aid training

Correction Required

Provider will submit verification of CPR/First Aid training

Technical Assistance Provided (If Any)

Follow Up Compliance

In Compliance

Corrective Action Completed

Provider submitted verification of CPR/First Aid

Corrected At Time Of Visit




Compliance Date

01/31/2022

Compliance Verification Image (if not listed in OPEN)

10 photos

Photo 1



1 of 1



Missouri Registered Child Care Monitoring Unit License-Exempt Checklist Report

No.: 00233

Health and Safety Checklist for LEX Child Care Providers (Build 29)

Date: 02/01/2022

Photo 2

Part 4

Heartsaver®
First Aid
Skills Testing Checklist

Student Name Amy Knight Date of Test 1-29-2022

Scenario: "EMS has arrived and takes over. You may now remove your gloves. Demonstrate what you would do next."

Removing Gloves

☒ Grips one glove on the outside, near the cuff, to peel it off. ☒ Cups the inside-out glove with the gloved hand. ☒ Places 2 fingers of the bare hand inside the cuff to peel the second glove off, with the first glove inside it. ☒ Verbalizes the need to dispose of the gloves properly.

Scenario: "You find a coworker lying on the floor in the break room. A phone, a first aid kit, and an AED are on the wall. Demonstrate how you would find the problem."

Finding the Problem

☒ Verbalizes that the scene is safe. ☒ Taps and shouts. ☒ Shouts for help/phones 9-1-1. ☒ Gets the first aid kit and AED. ☒ Checks breathing. ☒ Looks for injury and medical information jewelry. ☒ Verbalizes that he or she will stay with the person until EMS arrives.

"After the student taps and shouts, the instructor says, 'The person is unresponsive.'"
"After the student verbalizes that they have checked for breathing, the instructor says, 'The person is breathing normally.'"
"After the student checks for injury and medical information jewelry, the instructor says, 'The person is not injured, and there is no medical information jewelry.'"

Scenario: "A coworker has a severe allergic reaction, has an epinephrine pen, and needs help using it. You have completed all previous steps and are now ready to use the epinephrine pen. You have read the manufacturer's instructions, which state to inject for 3 seconds. Demonstrate what you would do next."

Using an Epinephrine Pen

☒ Holds epinephrine pen in fist. ☒ Takes off safety cap. ☒ Folds leg in place; presses epinephrine pen firmly against outer side of thigh for 3 seconds. ☒ Removes epinephrine pen. ☒ Holds injection site for 10 seconds.

Scenario: "You will demonstrate controlling bleeding and then bandaging a small cut on the person's forearm. You have the first aid kit and are now ready to begin."

Controlling Bleeding and Bandaging

☒ Verbalizes putting on gloves, and places pressure over cut with a clean dressing. ☒ Presses harder to ensure that bleeding is stopped. ☒ Applies bandages over the dressings.

"After about 15 seconds, the instructor says, 'The bleeding is not stopping.'"
"After another 5 seconds, the instructor says, 'The bleeding has stopped.'"

STOP TEST

Instructor Notes

- Place a check in the box next to each step the student completes successfully.
- If the student does not complete all steps successfully (as indicated by at least 1 blank check box), the student must receive remediation. Make a note here of which skills require remediation (refer to instructor manual for information about remediation).

Test Results Circle PASS or NR to indicate pass or needs remediation: ☒ PASS ☐ NR

Instructor Initials LP Instructor Number 05160466099 Date 1-29-2022

© 2021 American Heart Association

Photo 3

Additional Resources

Heartsaver®
Infant CPR
Skills Testing Checklist

Student Name Amy Knight Date of Test 1-29-2022

Scenario: "While you are pushing a baby in a stroller at the park, you notice something is wrong with the baby. You do not have a phone nearby. You ensure that the scene is safe and take the baby out of the stroller. Demonstrate what you would do next."

Assesses and Shouts for Help

☒ Checks responsiveness. ☒ Shouts for help. ☒ Checks breathing.

Once student shouts for help, instructor says, "No one is around to help."

Cycle 1 of CPR (30:2)

Infant Compressions

☒ Performs high-quality compressions:

- Uses 2 fingers or 2 thumbs of 1 hand, or the heel of 1 hand, to give compressions in the center of the chest, just below the nipple line.
- 30 compressions in no less than 15 and no more than 18 seconds.
- Compresses at least one third the depth of the chest, about 1½ inches (4 cm).
- Complete recoil after each compression.

Infant Breaths

☒ Gives 2 breaths with a barrier device:

- Each breath given over 1 second.
- Visible chest rise with each breath.
- Gives 2 breaths in less than 10 seconds.

CPR feedback devices preferred for accuracy.

Cycle 2 of CPR (repeats steps in Cycle 1) Only check box if step is successfully performed

☒ Gives 30 high-quality compressions. ☒ Gives 2 effective breaths.

Cycle 3 of CPR (repeats steps in Cycle 1) Only check box if step is successfully performed

☒ Gives 30 high-quality compressions. ☒ Gives 2 effective breaths.

Instructor says, "You have just completed 5 sets of 30 compressions and 2 breaths."

Activates Emergency Response System (9-1-1)

☒ Calls the need to have to phone 9-1-1.

STOP TEST

Instructor Notes

- Place a check in the box next to each step the student completes successfully.
- If the student does not complete all steps successfully (as indicated by at least 1 blank check box), the student must receive remediation. Make a note here of which skills require remediation (refer to instructor manual for information about remediation).

Test Results Circle PASS or NR to indicate pass or needs remediation: ☒ PASS ☐ NR

Instructor Initials LP Instructor Number 05160466099 Date 1-29-2022

© 2021 American Heart Association



Missouri Registered Child Care Monitoring Unit License-Exempt Checklist Report

Health and Safety Checklist for LEX Child Care Providers (Build 29)

No.: 00233
Date: 02/01/2022

Photo 4

Heartsaver®
Child CPR
Skills Testing Checklist

Student Name Amy Knight Date of Test 1-29-2022

Scenario: "You are home alone with a child, and the child suddenly collapses in front of you. The scene is safe and you have a cell phone with you but no AED nearby. Demonstrate what you would do next."

Assessment and Activation
☒ Checks responsiveness ☒ Shouts for help/Sends someone to phone 9-1-1 ☒ Checks breathing

Once student shouts for help, instructor says, "Here's the barrier device. I am going to phone 9-1-1 and get the AED."

Cycle 1 of CPR (30:2)

Child Compressions
☒ Performs high-quality compressions:
 • Hand placement on lower half of breastbone
 • 30 compressions in no less than 15 and no more than 18 seconds
 • Compresses at least one third the depth of the chest, approximately 2 inches (5 cm)
 • Complete recoil after each compression

Child Breaths
☒ Gives 2 breaths with a barrier device:
 • Each breath given over 1 second
 • Visible chest rise with each breath
 • Gives 2 breaths in less than 10 seconds

**CPR feedback devices preferred for accuracy.*

Cycle 2 of CPR (repeats steps in Cycle 1) Only check box if step is successfully performed
☒ Gives 30 high-quality compressions ☒ Gives 2 effective breaths

Cycle 3 of CPR (repeats steps in Cycle 1) Only check box if step is successfully performed
☒ Gives 30 high-quality compressions ☒ Gives 2 effective breaths

Instructor says, "EMS has arrived and is taking over."

STOP TEST

Instructor Notes
 • Place a check in the box next to each step the student completes successfully.
 • If the student does not complete all steps successfully (as indicated by at least 1 blank check box), the student must receive remediation. Make a note here of which skills require remediation (refer to instructor manual for information about remediation).

Test Results Circle PASS or NR to indicate pass or needs remediation: PASS NR

Instructor Initials LP Instructor Number 05160466899 Date 1-29-2022

© 2021 American Heart Association

Photo 5

Heartsaver®
Adult CPR and AED
Skills Testing Checklist

Student Name Amy Knight Date of Test 1-29-2022

Scenario: "You arrive at the scene for a suspected cardiac arrest. No bystander CPR has been provided. You approach the scene and ensure that it is safe. Demonstrate what you would do next."

Assessment and Activation
☒ Checks responsiveness ☒ Checks breathing ☒ Shouts for help/Sends someone to phone 9-1-1 and get an AED

Once student shouts for help, instructor says, "Here's the barrier device. I am going to phone 9-1-1 and get the AED."

Cycle 1 of CPR (30:2)

Adult Compressions
☒ Performs high-quality compressions:
 • Hand placement on lower half of breastbone
 • 30 compressions in no less than 15 and no more than 18 seconds
 • Compresses at least 2 inches (5 cm)
 • Complete recoil after each compression

Adult Breaths
☒ Gives 2 breaths with a barrier device:
 • Each breath given over 1 second
 • Visible chest rise with each breath
 • Gives 2 breaths in less than 10 seconds

**CPR feedback devices preferred for accuracy.*

Cycle 2 of CPR (repeats steps in Cycle 1) Only check box if step is successfully performed
☒ Gives 30 high-quality compressions ☒ Gives 2 effective breaths

Instructor says, "Here is the AED."

AED (follows prompts of AED)
☒ Powers on AED ☒ Correctly attaches pads ☒ Clears for analysis ☒ Clears to safely deliver a shock ☒ Presses button to deliver shock ☒ Student immediately resumes compressions

AED trainer says, "The shock has been delivered."

Cycle 3 of CPR (repeats steps in Cycle 1) Only check box if step is successfully performed
☒ Gives 30 high-quality compressions ☒ Gives 2 effective breaths

STOP TEST

Instructor Notes
 • Place a check in the box next to each step the student completes successfully.
 • If the student does not complete all steps successfully (as indicated by at least 1 blank check box), the student must receive remediation. Make a note here of which skills require remediation (refer to instructor manual for information about remediation).

Test Results Circle PASS or NR to indicate pass or needs remediation: PASS NR

Instructor Initials LP Instructor Number 05160466899 Date 1-29-2022

© 2021 American Heart Association

Part 4



Missouri Registered Child Care Monitoring Unit License-Exempt Checklist Report

No.: 00233

Date: 02/01/2022

Health and Safety Checklist for LEX Child Care Providers (Build 29)

Photo 6

Heartsaver®
First Aid Skills Testing Checklist

Student Name: Grace Johnson Date of Test: 1-29-2022

Scenario: "EMS has arrived and takes over. You may now remove your gloves. Demonstrate what you would do next."

Removing Gloves

☒ Grips one glove on the outside, near the cuff, to peel it off. ☒ Cups the inside-out glove with the gloved hand. ☒ Places 2 fingers of the bare hand inside the cuff to peel the second glove off, with the first glove inside it. ☒ Verbalizes the need to dispose of the gloves properly.

Scenario: "You find a coworker lying on the floor in the break room. A phone, a first aid kit, and an AED are on the wall. Demonstrate on how you would find the problem."

Finding the Problem

☒ Verbalizes that the scene is safe. ☒ Taps and shouts. ☒ Shouts for help. ☒ Gets the first aid kit and AED. ☒ Checks breathing. ☒ Looks for injury and medical information jewelry. ☒ Verbalizes that he or she will stay with the person until EMS arrives.

After the student taps and shouts, the instructor says, "The person is unresponsive."
After the student verbalizes that they have checked for breathing, the instructor says, "The person is breathing normally."
After the student checks for injury and medical information jewelry, the instructor says, "The person is not injured, and there is no medical information jewelry."

Scenario: "A coworker has a severe allergic reaction, has an epinephrine pen, and needs help using it. You have completed all previous steps and are now ready to use the epinephrine pen. You have read the manufacturer's instructions, which state to inject for 3 seconds. Demonstrate what you would do next."

Using an Epinephrine Pen

☒ Folds epinephrine pen in fist. ☒ Takes off safety cap. ☒ Folds leg in place, presses epinephrine pen firmly against outer side of thigh for 3 seconds. ☒ Removes epinephrine pen. ☒ Rubs injection site for 10 seconds.

Scenario: "You will demonstrate controlling bleeding and then bandaging a small cut on the person's forearm. You have the first aid kit and are now ready to begin."

Controlling Bleeding and Bandaging

☒ Verbalizes putting on gloves, and places pressure over cut with a clean dressing. ☒ Presses harder to ensure that bleeding is stopped. ☒ Applies bandages over the dressings.

After about 15 seconds, the instructor says, "The bleeding is not stopping."
After another 5 seconds, the instructor says, "The bleeding has stopped."

STOP TEST

Instructor Notes

- Place a check in the box next to each step the student completes successfully.
- If the student does not complete all steps successfully (as indicated by at least 1 blank check box), the student must receive remediation. Make a note here of which skills require remediation (refer to instructor manual for information about remediation).

Test Results Circle PASS or NR to indicate pass or needs remediation: PASS NR

Instructor Initials: LP Instructor Number: 05160746099 Date: 1-29-2022

© 2021 American Heart Association

Additional Resources

Photo 7

Heartsaver®
Infant CPR Skills Testing Checklist

Student Name: Grace Johnson Date of Test: 1-29-2022

Scenario: "While you are pushing a baby in a stroller at the park, you notice something is wrong with the baby. You do not have a phone nearby. You ensure that the scene is safe and take the baby out of the stroller. Demonstrate what you would do next."

Assesses and Shouts for Help

☒ Checks responsiveness. ☒ Shouts for help. ☒ Checks breathing.

Once student shouts for help, instructor says, "No one is around to help."

Cycle 1 of CPR (30:2)

Infant Compressions

☒ Performs high-quality compressions:

- Uses 2 fingers or 2 thumbs of 1 hand, or the heel of 1 hand, to give compressions in the center of the chest, just below the nipple line.
- 30 compressions in no less than 15 and no more than 18 seconds.
- Compresses at least one third the depth of the chest, about 1.5 inches (4 cm).
- Complete recoil after each compression.

Infant Breaths

☒ Gives 2 breaths with a barrier device:

- Each breath given over 1 second.
- Visible chest rise with each breath.
- Gives 2 breaths in less than 10 seconds.

*CPR feedback devices preferred for accuracy.

Cycle 2 of CPR (repeats steps in Cycle 1) Only check box if step is successfully performed

☒ Gives 30 high-quality compressions. ☒ Gives 2 effective breaths.

Cycle 3 of CPR (repeats steps in Cycle 1) Only check box if step is successfully performed

☒ Gives 30 high-quality compressions. ☒ Gives 2 effective breaths.

Instructor says, "You have just completed 5 sets of 30 compressions and 2 breaths."

Activates Emergency Response System (9-1-1)

☒ Verbalizes the need to leave to phone 9-1-1.

STOP TEST

Instructor Notes

- Place a check in the box next to each step the student completes successfully.
- If the student does not complete all steps successfully (as indicated by at least 1 blank check box), the student must receive remediation. Make a note here of which skills require remediation (refer to instructor manual for information about remediation).

Test Results Circle PASS or NR to indicate pass or needs remediation: PASS NR

Instructor Initials: LP Instructor Number: 05160746099 Date: 1-29-2022

© 2021 American Heart Association

Additional Resources



Missouri Registered Child Care Monitoring Unit License-Exempt Checklist Report

Health and Safety Checklist for LEX Child Care Providers (Build 29)

No.: 00233

Date: 02/01/2022

Photo 8

Heartsaver®
Child CPR
Skills Testing Checklist

Student Name: Grace Johnson Date of Test: 1-29-2022

Scenario: "You are home alone with a child, and the child suddenly collapses in front of you. The scene is safe and you have a cell phone with you but no AED nearby. Demonstrate what you would do next."

Assessment and Activation
☒ Checks responsiveness ☒ Shouts for help/Sends someone to phone 9-1-1 ☒ Checks breathing

Once student shouts for help, instructor says, "Here's the barrier device. I am going to phone 9-1-1 and get the AED."

Cycle 1 of CPR (30:2)

Child Compressions <input checked="" type="checkbox"/> Performs high-quality compressions* <ul style="list-style-type: none"> Hand placement on lower half of breastbone 30 compressions in no less than 15 and no more than 18 seconds Compresses at least one third the depth of the chest, approximately 2 inches (5 cm) Complete recoil after each compression 	Child Breaths <input checked="" type="checkbox"/> Gives 2 breaths with a barrier device: <ul style="list-style-type: none"> Each breath given over 1 second Visible chest rise with each breath Gives 2 breaths in less than 10 seconds
---	---

*CPR feedback devices preferred for accuracy.

Cycle 2 of CPR (repeats steps in Cycle 1) Only check box if step is successfully performed
☒ Gives 30 high-quality compressions ☒ Gives 2 effective breaths

Cycle 3 of CPR (repeats steps in Cycle 1) Only check box if step is successfully performed
☒ Gives 30 high-quality compressions ☒ Gives 2 effective breaths

Instructor says, "EMS has arrived and is taking over."

STOP TEST

Instructor Notes
 • Place a check in the box next to each step the student completes successfully.
 • If the student does not complete all steps successfully (as indicated by at least 1 blank check box), the student must receive remediation. Make a note here of which skills require remediation (refer to instructor manual for information about remediation).

Test Results Circle PASS or NR to indicate pass or needs remediation: PASS NR

Instructor Initials: LP Instructor Number: 05160466099 Date: 1-29-2022

© 2021 American Heart Association

Photo 9

Heartsaver®
Adult CPR and AED
Skills Testing Checklist

Student Name: Grace Johnson Date of Test: 1-29-2022

Scenario: "You arrive at the scene for a suspected cardiac arrest. No bystander CPR has been provided. You approach the scene and ensure that it is safe. Demonstrate what you would do next."

Assessment and Activation
☒ Checks responsiveness ☒ Shouts for help/Sends someone to phone 9-1-1 and get an AED ☒ Checks breathing

Once student shouts for help, instructor says, "Here's the barrier device. I am going to phone 9-1-1 and get the AED."

Cycle 1 of CPR (30:2)

Adult Compressions <input checked="" type="checkbox"/> Performs high-quality compressions* <ul style="list-style-type: none"> Hand placement on lower half of breastbone 30 compressions in no less than 15 and no more than 18 seconds Compresses at least 2 inches (5 cm) Complete recoil after each compression 	Adult Breaths <input checked="" type="checkbox"/> Gives 2 breaths with a barrier device: <ul style="list-style-type: none"> Each breath given over 1 second Visible chest rise with each breath Gives 2 breaths in less than 10 seconds
---	---

*CPR feedback devices preferred for accuracy.

Cycle 2 of CPR (repeats steps in Cycle 1) Only check box if step is successfully performed
☒ Gives 30 high-quality compressions ☒ Gives 2 effective breaths

Instructor says, "Here is the AED."

AED (Follows prompts of AED)
☒ Turns on AED ☒ Correctly attaches pads ☒ Clears for analysis ☒ Clears to safely deliver a shock ☒ Presses button to deliver shock ☒ Student immediately resumes compressions

AED trainer says, "The shock has been delivered."

Cycle 3 of CPR (repeats steps in Cycle 1) Only check box if step is successfully performed
☒ Gives 30 high-quality compressions ☒ Gives 2 effective breaths

STOP TEST

Instructor Notes
 • Place a check in the box next to each step the student completes successfully.
 • If the student does not complete all steps successfully (as indicated by at least 1 blank check box), the student must receive remediation. Make a note here of which skills require remediation (refer to instructor manual for information about remediation).

Test Results Circle PASS or NR to indicate pass or needs remediation: PASS NR

Instructor Initials: LP Instructor Number: 05160466099 Date: 1-29-2022

© 2021 American Heart Association

Part 4



Missouri Registered Child Care Monitoring Unit License-Exempt Checklist Report

Health and Safety Checklist for LEX Child Care Providers (Build 29)

No.: 00233
Date: 02/01/2022

Photo 10

Part 4

**Heartsaver®
First Aid
Skills Testing Checklist**

Student Name: Cathy Siehr Date of Test: 1-24-2022

Scenario: "EMS has arrived and takes over. You may now remove your gloves. Demonstrate what you would do next."

Removing Gloves

☒ Grabs one glove on the outside, near the cuff, to peel it off. ☒ Cups the inside-out glove with the gloved hand. ☒ Places 3 fingers of the bare hand inside the cuff to peel the second glove off, with the first glove inside it. ☒ Verbalizes the need to dispose of the gloves properly.

Scenario: "You find a coworker lying on the floor in the break room. A phone, a first aid kit, and an AED are on the wall. Demonstrate on how you would find the problem."

Finding the Problem

☒ Verbalizes that the scene is safe. ☒ Taps and shouts. ☒ Shouts for help/phones 9-1-1/gets the first aid kit and AED. ☒ Checks breathing. ☒ Looks for injury and medical information jewelry. ☒ Verbalizes that he or she will stay with the person until EMS arrives.

"After the student taps and shouts, the instructor says, 'The person is unresponsive.'"
"After the student verbalizes that they have checked for breathing, the instructor says, 'The person is breathing normally.'"
"After the student checks for injury and medical information jewelry, the instructor says, 'The person is not injured, and there is no medical information jewelry.'"

Scenario: "A coworker has a severe allergic reaction, has an epinephrine pen, and needs help using it. You have completed all previous steps and are now ready to use the epinephrine pen. You have read the manufacturer's instructions, which state to inject for 3 seconds. Demonstrate what you would do next."

Using an Epinephrine Pen

☒ Holds epinephrine pen in fist. ☒ Takes off safety cap. ☒ Holds leg in place; presses epinephrine pen firmly against outer side of thigh for 3 seconds. ☒ Removes epinephrine pen. ☒ Rubs injection site for 10 seconds.

Scenario: "You will demonstrate controlling bleeding and then bandaging a small cut on the person's forearm. You have the first aid kit and are now ready to begin."

Controlling Bleeding and Bandaging

☒ Verbalizes putting on gloves, and places pressure over cut with a clean dressing. ☒ Presses harder to ensure that bleeding is stopped. ☒ Applies bandages over the dressings.

"After about 15 seconds, the instructor says, 'The bleeding is not stopping.'"
"After another 5 seconds, the instructor says, 'The bleeding has stopped.'"

STOP TEST

Instructor Notes

- Place a check in the box next to each step the student completes successfully.
- If the student does not complete all steps successfully (as indicated by at least 1 blank check box), the student must receive remediation. Make a note here of which skills require remediation (refer to instructor manual for information about remediation).

Test Results Circle **PASS** or **NR** to indicate pass or needs remediation: **PASS** **NR**

Instructor Initials: LP Instructor Number: 05160466099 Date: 1-24-2022

© 2021 American Heart Association

The child care provider applicant and each staff member shall successfully complete Health and Safety training in all of the following topics:

- Prevention of Sudden Infant Death Syndrome and safe sleeping
- Prevention of Shaken Baby Syndrome and Abusive Head Trauma
- Emergency disaster and response
- Mandatory Child Abuse and Neglect (CA/N) reporting
- Prevention and control of infectious diseases, including immunizations
- Administration of medication consistent with standards for parental consent
- Prevention and response to food allergy emergencies
- Building and physical premises safety, including identification of and protection from hazards that can cause bodily injury
- Handling and storage of hazardous materials and the appropriate disposal of bio-contaminants
- Transportation of children

Compliance Not In Compliance

Non-Compliance Description

1 staff member in need of CCDF training

Correction Required

Provider will submit verification of completed CCDF training

Technical Assistance Provided (If Any)

Follow Up Compliance

In Compliance

Corrective Action Completed

Provider submitted verification of CCDF Health and Safety training

Corrected At Time Of Visit ☐



Missouri Registered Child Care Monitoring Unit License-Exempt Checklist Report

No.: 00233


Date: 02/01/2022

Health and Safety Checklist for LEX Child Care Providers (Build 29)

Compliance Date 01/31/2022

Compliance Verification Image (if not listed in OPEN)
1 photo

Photo 1



Following the first year of training, the child care provider applicant and each staff member shall successfully complete six (6) clock hours of training during the registration period and annually thereafter prior to renewal. Training is available through the Missouri Workshop Calendar.

Public School Exception: License-exempt public-school programs may use Professional Development trainings required by their school districts as the six (6) clock hours of annual required training providing documentation of Professional Development attendance. Staff members who do not participate in Professional Development must take six (6) hours of training through the Missouri Workshop Calendar.

Compliance Not In Compliance

Non-Compliance Description

2 staff members in need of additional training hours

Correction Required

Provider will submit verification of completed additional training hours

Technical Assistance Provided (If Any)

Follow Up Compliance In Compliance

Corrective Action Completed

Provider submitted verification of additional training hours

Corrected At Time Of Visit ☐



Missouri Registered Child Care Monitoring Unit License-Exempt Checklist Report

No.: 00233

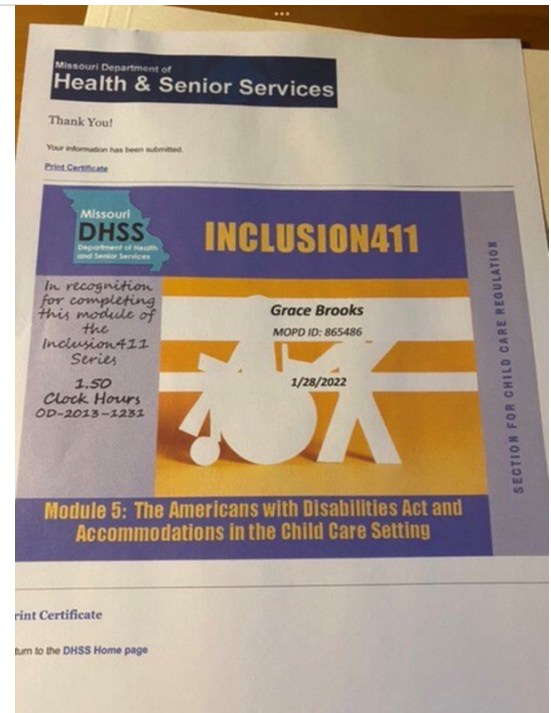
Date: 02/01/2022

Health and Safety Checklist for LEX Child Care Providers (Build 29)

Compliance Date 01/31/2022

Compliance Verification Image (if not listed in OPEN)
5 photos

Photo 1





Missouri Registered Child Care Monitoring Unit License-Exempt Checklist Report

Health and Safety Checklist for LEX Child Care Providers (Build 29)

No.: 00233
Date: 02/01/2022

Photo 2

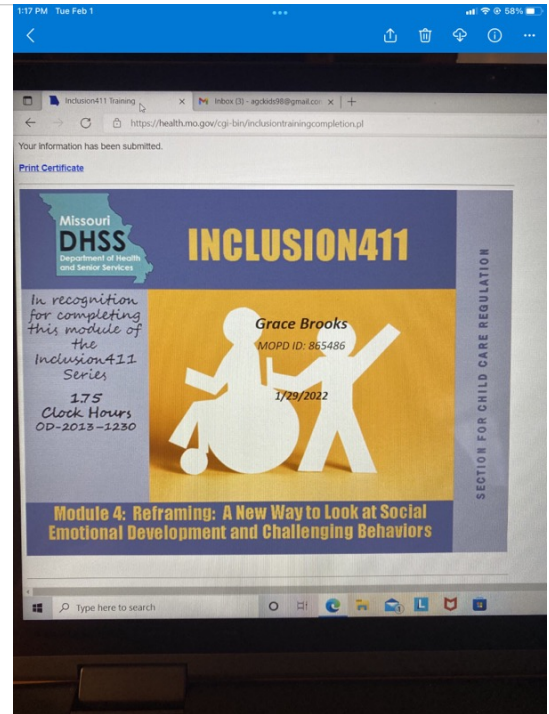
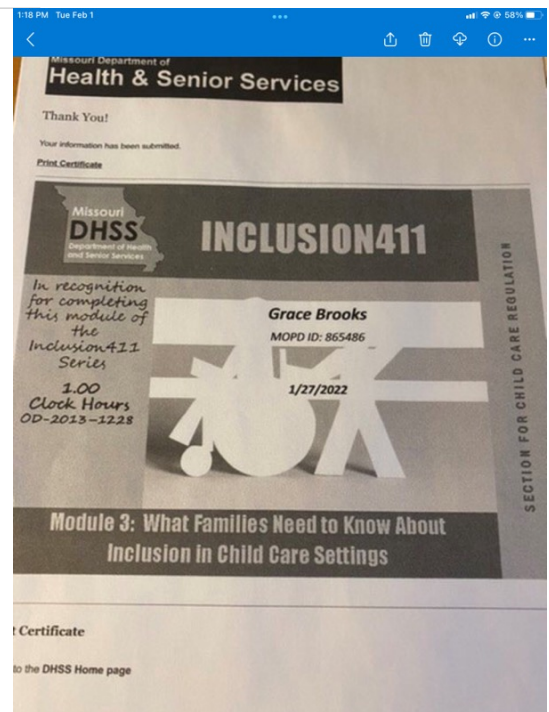


Photo 3





Missouri Registered Child Care Monitoring Unit License-Exempt Checklist Report

Health and Safety Checklist for LEX Child Care Providers (Build 29)

No.: 00233
Date: 02/01/2022

Photo 4

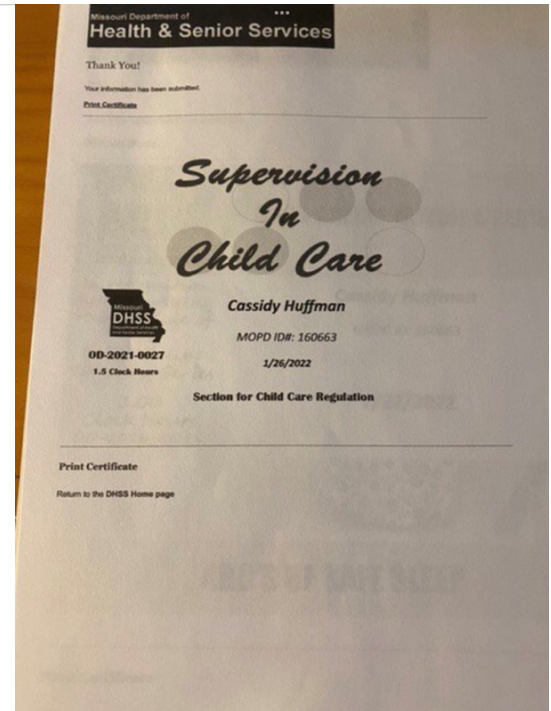
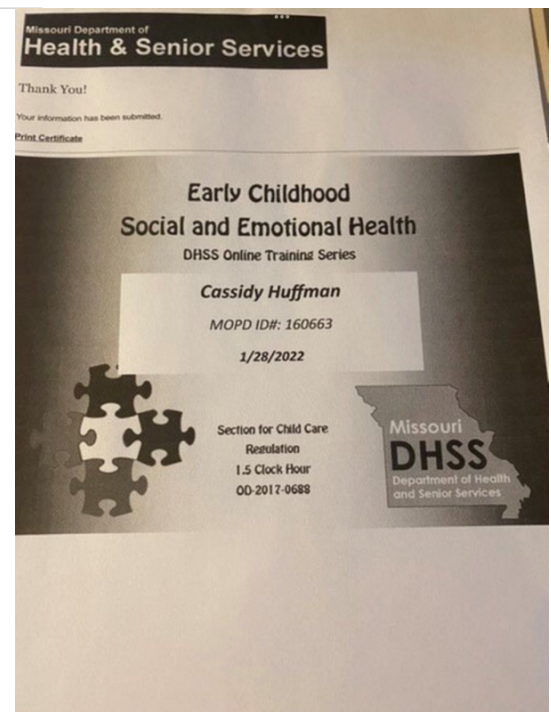


Photo 5



RECORDKEEPING



Missouri Registered Child Care Monitoring Unit License-Exempt Checklist Report

No.: 00233

Date: 02/01/2022

Health and Safety Checklist for LEX Child Care Providers (Build 29)

The child care facility shall maintain an accurate register of all children who receive care from the provider. At a minimum, the register shall contain the following information for each child served under the contract with the department:

- The child's full name and date of birth
- The name, address, email address, phone number and other necessary contact information of each person legally responsible for each child.
- Allergies to food, medications, insects, or other materials
- A record showing all immunizations at the appropriate age as recommended by the U.S. Centers for Disease Control and Prevention (CDC) and as required in 19 CSR 30-61.185 (RSMo).
- Listing of persons authorized to pick-up and drop-off child as approved by person legally responsible for the child
- For infants, feeding times and amount of breast milk or formula per feeding.

Compliance Not Applicable

Reason Item Not Applicable

Verified by DHSS annual inspection

The child care facility shall maintain a time and attendance register of all children who receive care from the provider. At a minimum, the time and attendance register shall contain the following information for each child served under a subsidized child care contract with the department:

- The actual dates and times that a child received subsidized care services showing for each day of service the time that the child arrived and the time that the child was picked up.
- The initials of the person who dropped off the child and the initials of the person who picked up the child.
- The parent shall record the required information at the time the transaction took place.

Compliance In Compliance - Verified During Visit

Technical Assistance Provided (If Any)

ATTESTATION PAGE

The child care provider applicant shall maintain a routine schedule of cleaning, sanitizing, and disinfecting.

o I understand that cleaning, sanitizing, and disinfecting products should never be used in close proximity to the children in my care and that proper ventilation should be maintained when using such products.

EA



Missouri Registered Child Care Monitoring Unit License-Exempt Checklist Report

No.: 00233

Date: 02/01/2022

Health and Safety Checklist for LEX Child Care Providers (Build 29)

The child care provider applicant shall be aware and regularly monitor the child care area:

- i. To ensure outlets, appliances, and fixtures are properly installed, in good working order, and tamper resistant;
- ii. To ensure electric devices should not be plugged in near a water source;
- iii. To ensure appropriate disposal of bio-contaminants;
- iv. Is safe from potential air, soil, and water contamination;
- v. Is safe from toxic or hazardous building materials;
- vi. Is safe from potential hazards in the surrounding community such as, but not limited to, pesticides, electrical sub-stations, gas lines, propane tanks, industrial facilities, etc.;
- vii. Is safe from hazards in the home, such as dryers, washing machines, gasoline, propane, fireplaces, portable heaters, etc.

o I understand that I should regularly monitor for environmental hazards such as all outlets, appliances, and fixtures are in good working order, keep all electric devices away from water sources, ensure proper disposal of bio contaminants, monitor the child care area for potential air, soil, and water contamination, and the area surrounding my child care area for potential community hazards, and my child care area for hazards such as gasoline, propane, fireplaces, portable heaters, etc.

GA

The child care provider applicant should ensure that all toys and play equipment are in good working order.

o I understand that all toys and play equipment accessible to any child(ren) in care are regularly monitored to ensure that they remain in good working condition and are free of any hazards that pose harm to any child(ren) in care.

GA

The child care provider applicant shall be aware and understand how to:

- i. Identify and prevent shaken baby syndrome and abusive head trauma;
- ii. Recognize the need to notify emergency medical assistance as a first step;
- iii. Show an understanding of the dangers of shaking or hitting a baby's head against something, knowing the risk factors and the triggers for abuse, and finding ways to seek help, support parents, and support other caregivers when their stress level is high;
- iv. Show an understanding of strategies for coping with a crying, fussing, or distraught child.



Missouri Registered Child Care Monitoring Unit License-Exempt Checklist Report

No.: 00233

Date: 02/01/2022

Health and Safety Checklist for LEX Child Care Providers (Build 29)

o I understand the importance of strategies for coping with fussy or distraught children and ensure the prevention of any child(ren) in my care from maltreatment including shaken baby syndrome or other abusive head trauma. I further have a plan to notify emergency medical personnel should any instance of child maltreatment occur in my care.

GA

The child care provider applicant should recognize as a mandated reporter, what and how to report suspected child abuse and neglect, to be aware of common physical and emotional signs and symptoms of child maltreatment and physical indicators or child behavioral indicators of abuse and neglect, as well as the characteristics of the caretaker, parent or guardian.

o I understand under state law I am considered a mandated reporter and will report any suspected incidents of child abuse and/or neglect for any child(ren) in care regardless of direction provided by superiors or the parent/guardian.

GA

The child care provider applicant shall practice escape plans included within the emergency preparedness and response plan.

o I understand the importance of, and complete, regular evacuation drills to ensure I, and any child(ren) in care are able to complete the evacuation and shelter-in-place plans included in my emergency preparedness plan.

GA



Missouri Registered Child Care Monitoring Unit License-Exempt Checklist Report

No.: 00233

Date: 02/01/2022

Health and Safety Checklist for LEX Child Care Providers (Build 29)

The child care provider applicant who at any time, may transport any child in care, must follow transportation requirements based on federal, state, or local laws and regulations that addresses the safe transport of children by vehicle. At a minimum, the provider should understand:

- i. The safe care of children around vehicles, such as during drop-off and pick-up times.
- ii. A procedure to handle emergencies.
- iii. Parental notification of unscheduled outings at the time of enrollment.
- iv. Children should be seated in a permanent seat in the vehicle and properly restrained by seat belts or child restraint devices in accordance with state and federal laws and regulations.
- v. How devices are installed and used in accordance with manufacturer's instruction
- vi. How identification information, including the name and address of the provider, names of each child, names, addresses, and telephone numbers for each child's parent(s), will be carried in the vehicle and be accessible.
- vii. Children remain seated while the vehicle is in motion and that all doors shall be locked while the vehicle is moving.
- viii. How children will be assisted when entering or leaving a vehicle, including that all loading and unloading should occur from the curbside unless the vehicle is in a protected area or driveway.
- ix. How the child care provider applicant will ensure that children are not left unattended in a vehicle at any time.
- x. The child care provider applicant's plan for making face-to-name counts before leaving the facility, during field trips, and when returning to the facility and how the vehicle will be inspected to ensure no children are left on or under the seats.
- xi. How staff/child ratios are maintained at any time the provider is transporting children.

o I understand that I must follow all state and federal regulations to ensure the care, safety, and supervision of any child(ren) in my care when transporting away from the facility as well as safety around vehicles during drop-off and pick-up times and loading and unloading during field trips.

GA

The child care provider applicant shall ensure parents are informed when field trips are planned and maintain records of written parental consent for field trips and transportation. Parental notification is not necessary for short, unscheduled walks.

o I understand I must notify and obtain, and keep on file, consent from the parent/guardian(s) of any child(ren) in care prior to any field trips or transporting the child away from the facility.

EA



Missouri Registered Child Care Monitoring Unit License-Exempt Checklist Report

No.: 00233

Date: 02/01/2022

Health and Safety Checklist for LEX Child Care Providers (Build 29)

The child care provider applicant shall be aware of and understand proper handwashing techniques and appropriate prevention of the transmission of illness that includes, at a minimum:

i. The child care provider applicant shall wash his or her hands with soap and running water after toileting or assisting a child with toileting, prior to food preparation or serving of food, after handling of pets or animals, after diapering a child, and when hands are soiled.

ii. The child care provider applicant shall teach and observe children wash their hands with soap and running water before eating, after toileting, after handling of pets or animals, and when hands are soiled.

iii. The child care provider applicant shall not work when ill and likely to transmit an illness that might endanger the health or well-being of children.

iv. The child care provider applicant shall ensure that each child in care shall be observed for contagious diseases or other signs of illness on arrival and throughout each day.

v. The child care provider applicant shall contact a parent or guardian when signs of illness are observed in any child in care. The child care provider applicant shall follow guidelines which outline symptoms that require parental contact and sending a child home as required in 19 CSR 30-60.060 (5-8) (RSMo)

o I understand I must follow all policies, procedures, and practices recommended by federal, state, and local authorities to prevent and control the spread of infection. I also agree to monitor myself and any child(ren) in care for signs and symptoms of illness and follow proper health separation and exclusion criteria.

GA

The child care provider applicant shall be aware and understand the use of Standard Precautions developed by the U.S. Centers for Disease Control (CDC) to handle potential exposure to blood and other potentially infectious fluids. At a minimum, this policy should include hand washing, use of disposable gloves, respiratory hygiene and cough etiquette, and safe handling of potentially contaminated surfaces.

o I understand I must follow recommendations from the Centers for Disease Control and Prevention to adopt Standard Precautions in the handling of blood and other potentially infectious fluids.

GA

The child care provider applicant shall ensure that medication prescribed for one child is never administered to another child.



Missouri Registered Child Care Monitoring Unit License-Exempt Checklist Report

No.: 00233

Date: 02/01/2022

Health and Safety Checklist for LEX Child Care Providers (Build 29)

o I understand I must follow all policies, procedures, and practices regarding the administration of medication and that I must always pay close attention that I am administering the correct medication to the correct child in the approved dosage, method, and at time required by the administering physician.

EA

The child care provider applicant should return any unused medication to the parent or guardian, or ensure medication is disposed of immediately after it is no longer needed.

o I understand I must follow all policies, procedures, and practices to return all medications to the parent/guardian once the medication is no longer needed and if I am unable to return the medication to the parent/guardian I will follow proper disposal recommendations.

EA

The child care provider applicant shall maintain a written plan for each child with a food allergy that includes, at a minimum:

- Instructions, regarding the food(s) to which the child is allergic and steps to take to avoid that food,
- Specific symptoms that indicate a need to administer one or more medications.
- Detailed treatment plan to implement in the event of an allergic reaction, including the names, doses, and methods of prompt administration of any medications.
- The process to notify the parent or guardian immediately of any suspected allergic reactions, as well as, the ingestion of, or contact with, the problem food even if reaction did not occur.
- The process to contact the emergency medical services systems immediately whenever epinephrine is administered.
- With parent or guardian permission, the provider shall post each child's food allergies prominently wherever food is prepared or served.

o I understand I should have a written food allergy plan for each child with a known food allergy which includes guidance from the child's primary healthcare provider and the parent/guardian to address prevention of the food(s) which cause allergic reaction and a plan to respond in any event of the child's ingestion of or contact with the problem food even if a reaction does not occur.

EA

SUMMARY

Time Monitoring Began

11:00 AM






Missouri Registered Child Care Monitoring Unit License-Exempt Checklist Report

No.: 00233

Date: 02/01/2022

Health and Safety Checklist for LEX Child Care Providers (Build 29)

Time Monitoring Ended	12:20 PM
Total Time	01:20
I certify that the License Exempt Facility has been reviewed and find that the facility is	Not in full compliance with Health and Safety Requirements.
A follow-up on-site monitoring will be completed within 15 days from initial visit date to reevaluate compliance with the areas noted.	
Signature Monitoring Specialist	
Date	01/25/2022
On	01/31/2022
a follow-up on-site monitoring was completed on the License Exempt Facility. I certify that the facility is	In full compliance with Health and Safety Requirement
Signature Monitoring Specialist	
Date	01/31/2022
Provider Signature	
Date	01/25/2022